

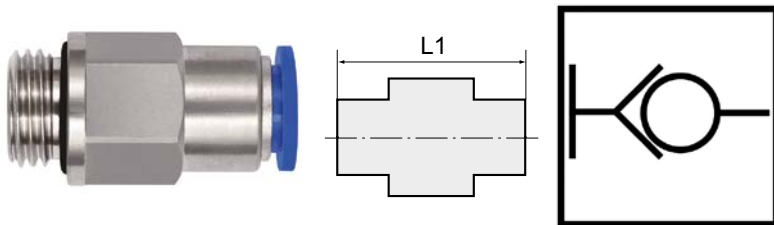
Stopper valve, straight push-in fitting

»blue series«

EASY

Art. No. 151340

Type No. 195.148-1



Exemplary illustration

The air supply is completely shut off as soon as the hose is disconnected from the union.
The flow rate is only guaranteed if the hose is securely inserted.

Discontinued product. No longer available. New product 151443 (195.148-2)

Technical data

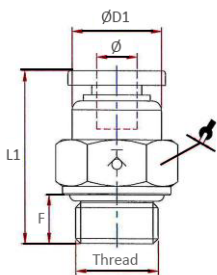
Working pressure	0 - 10 bar
Temperature range	0 to 60 °C
Series	Blue series
Material	Plastic and nickel-plated brass
Medium	Compressed air
Sealant	NBR
Sleeve	Plastic blue
Applications	Compressed air systems
Recommended hose	PU or PA (nylon)
Function	Self-locking
Thread form	Parallel male thread
Standard thread	DIN EN ISO 228-1
Version	With o-ring (NBR)
Thread	G 1/4
For tube O.D.	8 mm
L1	31.9 mm
a/f	15 mm

The suitability test for the use with alternative specifications is the user's responsibility.

Commercial data

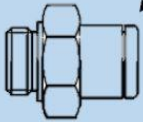
Customs tariff number	39174000
Country of origin	DK
eCl@ss 5.1.4	27294201
eCl@ss 9.0	27294201
UNSPSC_Code_v190501	27131613
UNSPSC_CodeDesc_v190501	Air coupling

Dimensions



Thread	Standard thread	For tube O.D.	F	a/f	L1	D1
		mm	mm	mm	mm	mm
G 1/4	DIN EN ISO 228-1	8	6.5	15	31.9	14.0

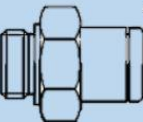
We recommend for improved strength of push-in fittings with **PA** hoses, the following push-in fitting - hose combination:



For tube O.D.	Recommended hose Ø	Recommended hose
3	3x1.5 *	259.08 X
4	4x2 *	259.09 X
5	5x3	259.10 X
6	6x4 *	259.11 X
8	8x6 *	259.12 X
10	10x7 *	259.61 X
12	12x9 *	259.14 X
14	14x11	259.62 X
16	16x12	259.25 X

* Recommended and based on ISO 14743

We recommend for improved strength of push-in fittings with **PU** hoses, the following push-in fitting - hose combination:



For tube O.D.	Recommended hose Ø	Recommended hose
3	3x1.5 *	259.50 X
4	4x2 *	259.04 X
5	5x3	259.15 X
6	6x4 *	259.16 X
8	8x5 *	259.63 X
10	10x7 *	259.64 X
12	12x8 *	259.65 X
14	14x10	259.51 X
16	16x12	259.52 X

* Recommended and based on ISO 14743